
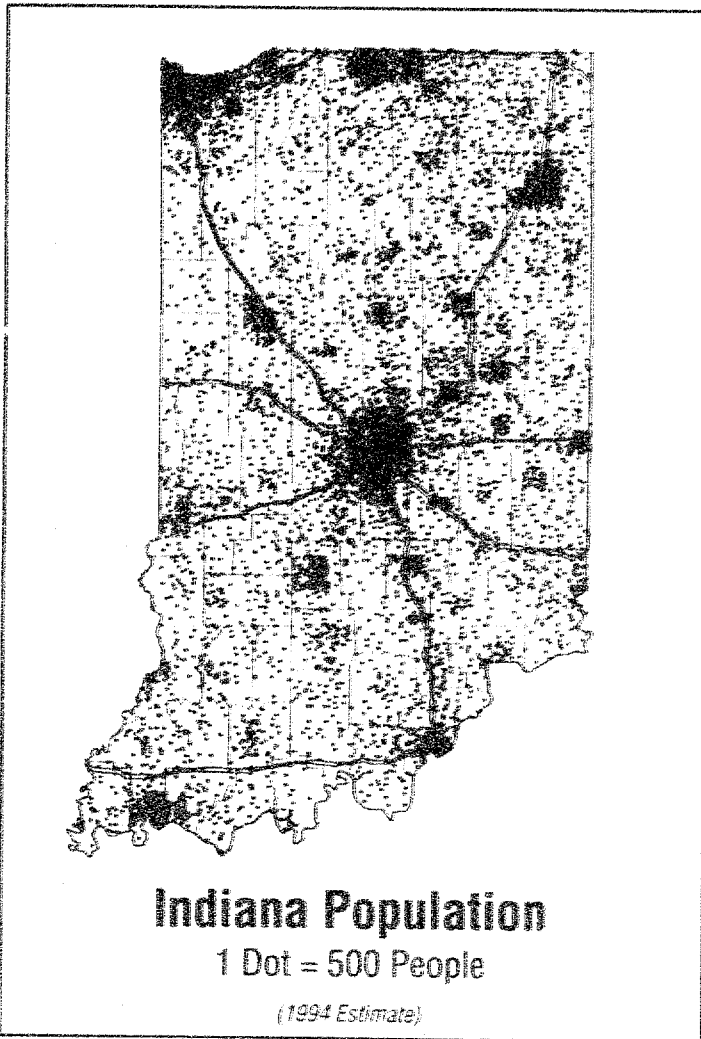


VZ160-1

April 1996



Indiana Business Review



Latest
Population
Developments

Indiana
BUSINESS
IBRC

Contents

Indiana Business Review
Volume 71, Number 4
April 1996

Published by the Indiana University
School of Business, Indiana
Business Research Center

Dean
John Rau

Associate Dean
R. Jeffery Green

Director
Morton J. Marcus

Editorial
Carol O. Rogers
Terry Creeth
Melanie Hunter
Robert A. Calhoun

Layout and Design
Melanie Hunter
Bethany Sprague

Circulation
Melva Needham
Dorothy Fraker

1 Big Growth in Small Places
and Suburban Communities

4 Future Trends in Indiana's
School Enrollment

6 Indiana Continues to Grow

8 Almost All Indiana Counties
Growing in Population

— Susan Brudvig, IBRC
Research Demographer

Insert Indiana Business Review
UPDATE

Demographic change is the focus of this issue of the IBR. Articles deal with growth in population among cities and towns, the demand for education services over the next 30 years (as evidenced by age-specific population projections), and the latest estimates of population for Indiana and the other 49 states, as well as Indiana counties.

*Did you know that Indiana added nearly 373,000 jobs to the economy between 1988 and 1995? The *Indiana Business Review UPDATE* (insert) provides a brief analysis of metropolitan employment trends and shows where those employment increases occurred.*

We'd like to hear from you. Please send along your comments, suggestions for articles or topics you would like to see covered, and yes, even your complaints to Carol O. Rogers (address is on the back cover; E-mail is rogersc@indiana.edu).

Big Growth in Small Places and Suburban Communities



North Vernon in Jennings County was the fastest growing Hoosier city between April 1990 and July 1994, according to estimates released by the U.S. Census Bureau last October. It grew by almost 65%, from 5,129 people to more than 8,400. Three county seats—Angola (Steuben County), Columbia City (Whitley County), and Knox (Starke County)—top the list of fastest growing cities in the state. Other cities near the top of the list—Carmel (Hamilton County), Franklin (Johnson County), Aurora (Dearborn County), and Rising Sun (Ohio County)—reflect continued growth in suburban Indianapolis and Cincinnati.

Towns, as defined in Indiana, generally have a population under 2,000 and are governed by a town council. The fastest growing towns in Indiana include Markleville (Madison County), Fishers (Hamilton County), Claypool (Kosciusko County), and Wilkinson (Hancock County). Except for North Judson (Starke County), the ten fastest growing towns are in the Indianapolis metropolitan area or in the northeast portion of the state.

Of the top ten fastest growing cities, seven have a population of fewer than 10,000 people. Of the top

ten fastest growing towns, one has a population greater than 10,000; the remaining towns are small, ranging in size from about 700 to almost 3,000 people. **Table 1** shows the ten fastest growing cities and towns in Indiana, according to the Bureau's latest estimates. These 1994 estimates were produced for 566 of Indiana's incorporated places (cities and towns).

The population of cities and towns with 35,000 or more residents in 1994 totaled more than 1.9 million; these places increased by 34,000 between 1990 and 1994, for an overall growth rate of 1.8 percent. In contrast, the population of places with fewer than 35,000 residents totaled more than 1.8 million; these places increased by 130,000 people, for an overall growth rate of 7.8%. **Table 2** breaks these statistics down even further by size. **Figures 1 and 2** depict the data in graph format.

Despite the rapid growth in Indiana's smaller places, the largest increases between 1990 and 1994 occurred in urban and suburban areas (see **Table 3**). Six of the ten biggest increases occurred in Indianapolis and its metropolitan area: Fishers, Carmel, Greenwood, Plainfield, and Franklin.

Susan Brudvig

Research Demographer, Indiana Business Research Center, Indiana University School of Business

Table 1
Ten Fastest Growing Indiana Cities and Towns, 1990 to 1994

City	Growth Rate	Town	Growth Rate
North Vernon	64.7%	Markleville	193.0%
Angola	39.7%	Fishers	157.7%
Columbia City	38.5%	Claypool	116.5%
Knox	24.6%	Wilkinson	96.6%
Carmel	23.8%	Leesburg	70.9%
Aurora	23.2%	Hudson	61.1%
Rising Sun	19.7%	Wolcottville	60.9%
Franklin	18.6%	North Judson	60.0%
Warsaw	17.9%	Avilla	45.8%
Kendallville	16.9%	Walkerton	44.6%

Figure 1
Distribution of Indiana's Population by Size of Place, 1994

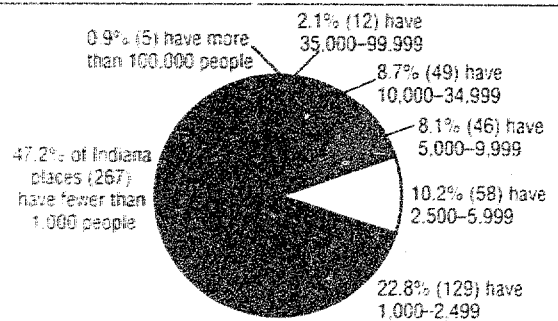


Figure 2
Population Change by Size of Place, 1994

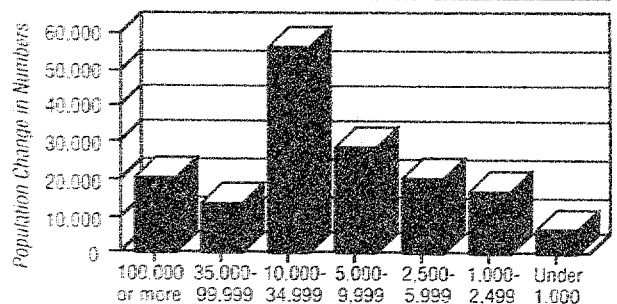


Table 2
Population by Size of Place

Size in 1994	1994 Population	90-94 CHANGE		PLACES	
		Number	Percent	Number	Distribution
100,000 and over	1,295,003	20,417	1.6%	5	0.9%
35,000 to 99,999	630,856	13,892	2.3%	12	2.1%
10,000 to 34,999	941,200	56,789	6.4%	49	8.7%
5,000 to 9,999	324,789	28,722	9.7%	46	8.1%
2,500 to 4,999	202,268	20,623	11.4%	58	10.2%
1,000 to 2,499	208,571	7,074	3.9%	129	22.8%
Under 1,000	126,527	6,844	5.7%	267	47.2%
TOTAL	3,729,213	154,361	4.6%	566	100.0%

