

# Preparing Tomorrow's Workforce



Indiana Economic Forum  
2006 Fall Conference

Indiana Business Research Center  
Kelley School of Business  
Indiana University

# Today's Workforce

- **85.3% H.S. (US 84.2%)**  
*Rank in nation: 30<sup>th</sup>*
- **21.3% B.A. (US 27.2%)**  
*Rank in nation: 45<sup>th</sup>*
- **7.7% Advanced Degree (US 10%)**  
*Rank in nation: 39<sup>th</sup>*

2005 Household Estimates,  
ACS



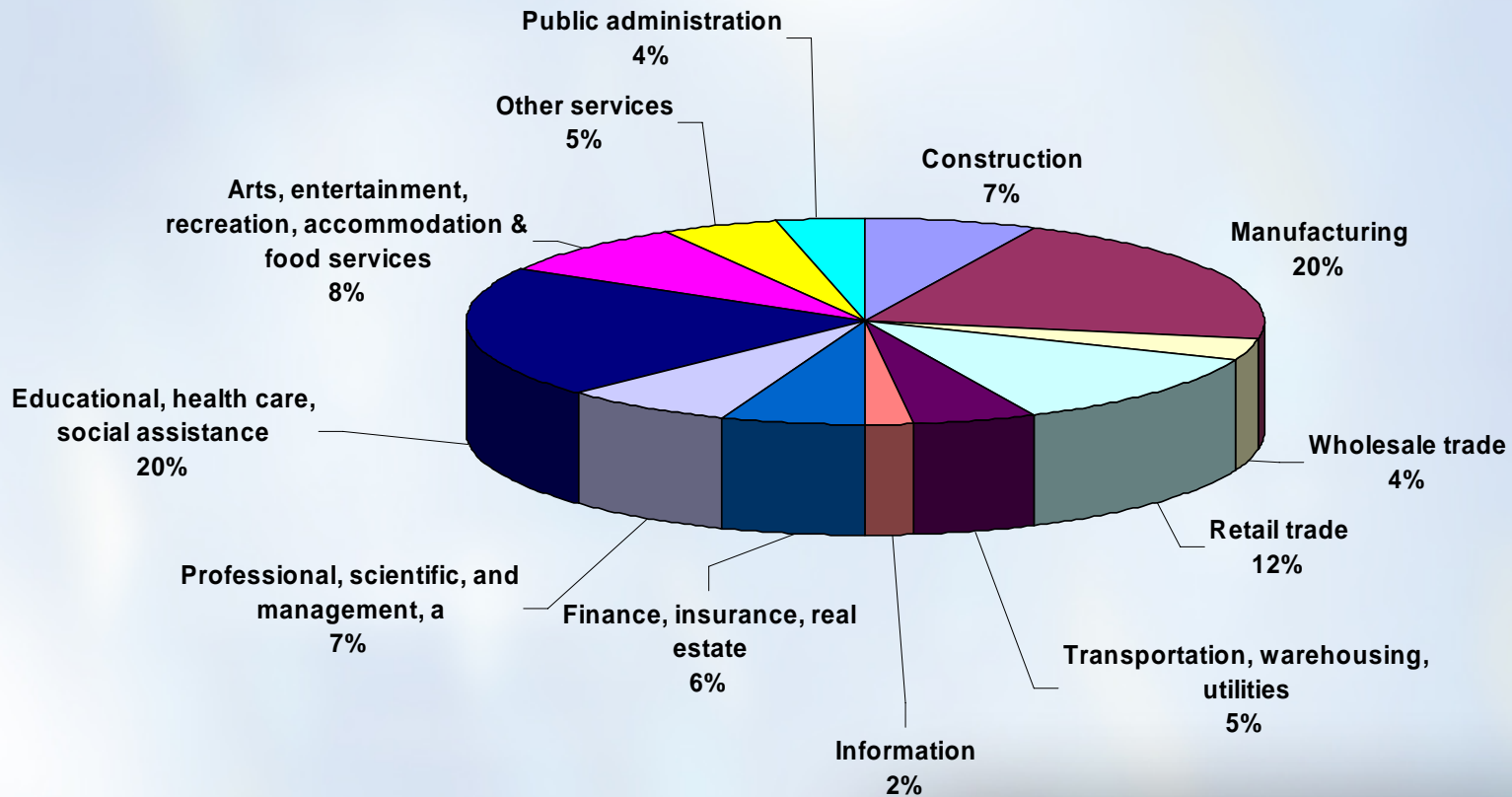
# Today's Workforce

- **Labor Force participation: 76.7%** (US 75.3)  
Rank 24
- **Both spouses work: 54.5%** (US 52.1)  
Rank 20
- **Manufacturing workers: 20.5%** (US 11.9)  
Rank 1
- **Professional, Technical: 17.8%** (US 20.4)  
Rank 48
- **Information: 1.9%** (US 2.5)  
Rank 34

2005 Household Estimates,  
ACS



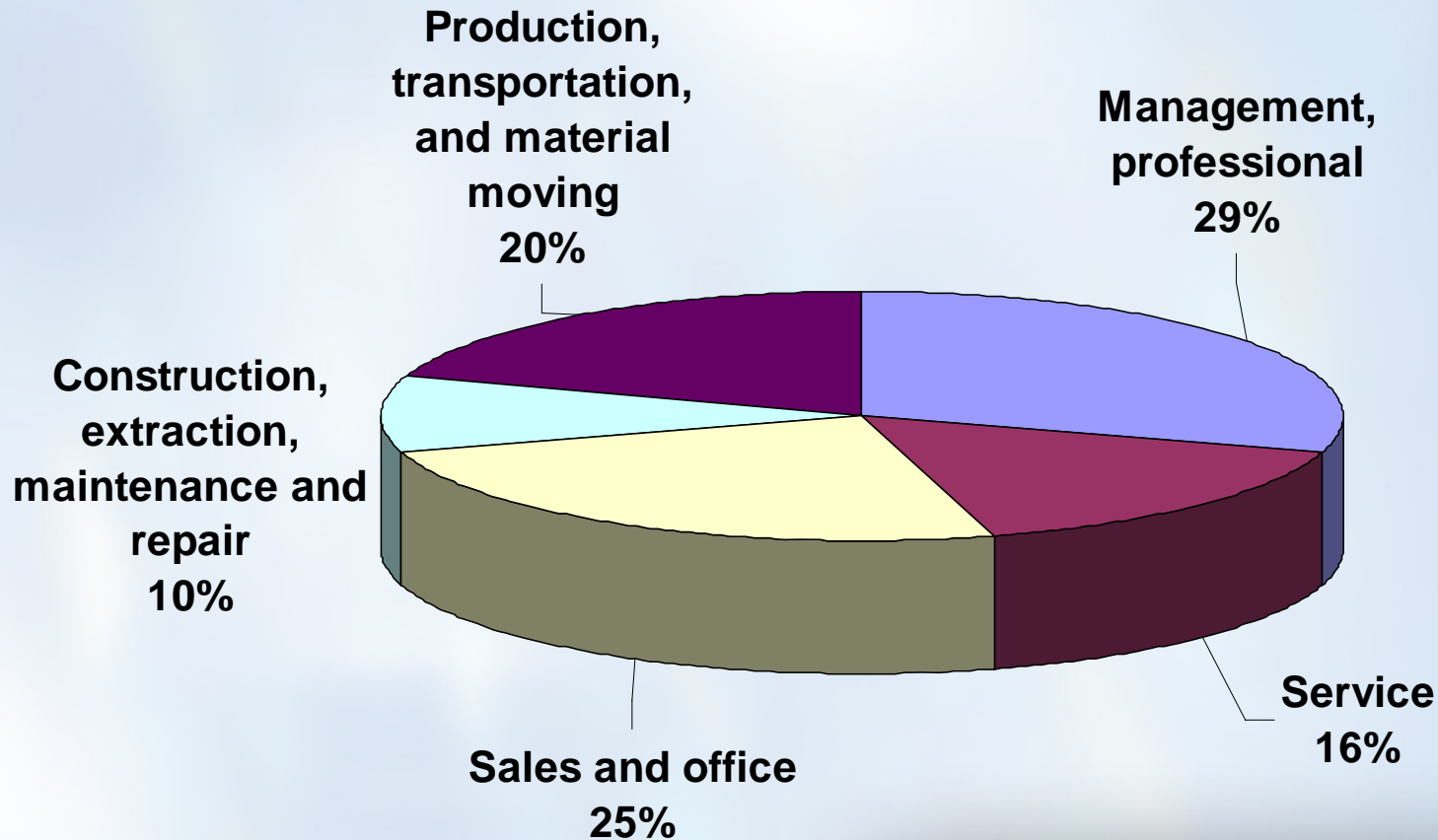
# Today's Workforce



2005 Household Estimates,  
ACS



# Today's Workforce



2005 Household Estimates,  
ACS



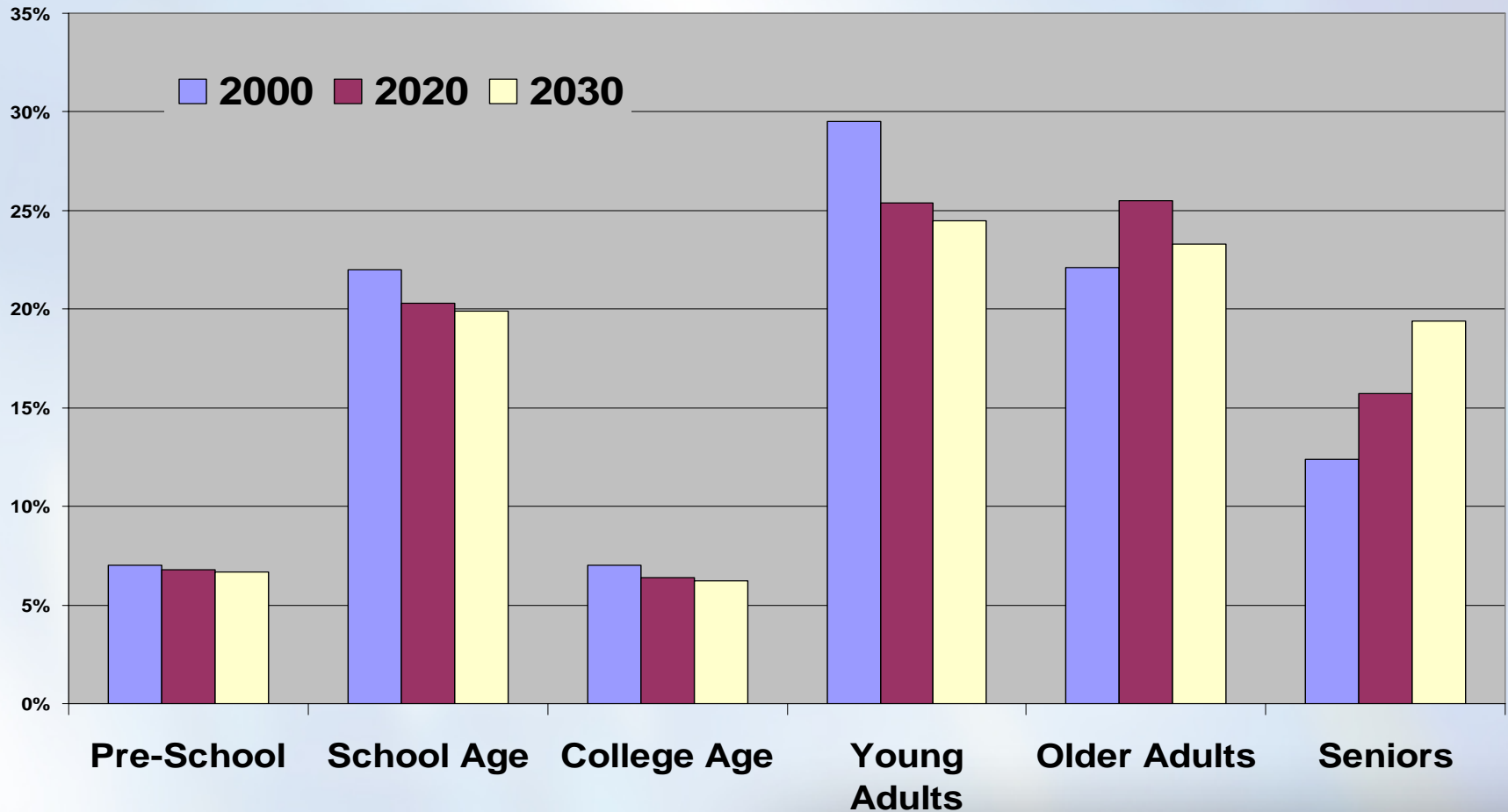
# Today's Workforce

- 6.3 million people
- 3.2 million in labor force
- 154,000 payroll establishments
- 2.7 million jobs in those establishments
- 600,000 “self-employed” proprietors

Hoosiers by the  
Numbers, IDWD



# Tomorrow's Workforce



Population Projections,  
IBRC (2003 series)



# Tomorrow's Opportunity

<b>College Enrollment Stats</b>	<b>Number</b>	<b>Rank in U.S.</b>
<b>Freshmen Enrollment in Indiana Schools</b>	<b>40,033</b>	<b>9</b>
-- In-state students	<b>28,725</b>	<b>9</b>
-- Out-of-state students	<b>11,308</b>	<b>4</b>
<b>Freshmen from Indiana Enrolled Anywhere</b>	<b>32,767</b>	<b>10</b>
-- Going Out-of-state	<b>4,042</b>	<b>21</b>
<b>Net Migration of Freshmen</b>	<b>7,266</b>	<b>2</b>

STATS Indiana





# Preparing Tomorrow's Workforce

- **David Holt, Vice President of Workforce Development and Federal Relations**  
*Indiana Chamber of Commerce*
- **Brian Burton, Vice President of Marketing and Member Services**  
*Indiana Manufacturers Association*
- **Ronald L. Stiver, Commissioner**  
*Indiana Department of Workforce Development*

