

Indiana's Foreign-Born Population

2005 Estimates

An estimated 242,000 persons in Indiana are foreign born, according to 2005 estimates from the Census Bureau.

That number comprises 4 percent of our household population in the state.

Of these, 80,000 were naturalized citizens although the majority (161,942) were not U.S. citizens.

Answers to these three questions are on the following slides.

1. TOP TEN FOREIGN BORN COUNTRIES for the state of Indiana
2. FOREIGN BORN REGIONS OF BIRTH for state of Indiana, percentages
3. People employed by U.S. subsidiaries of foreign companies

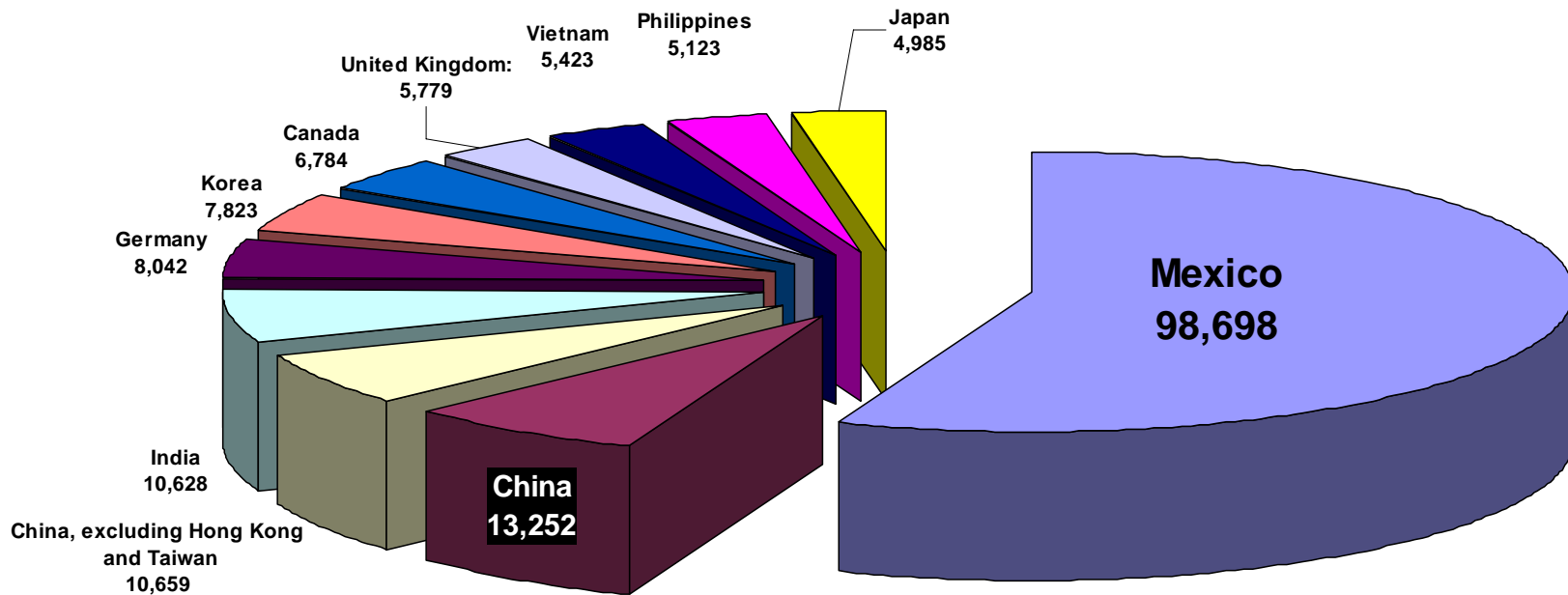
Indiana's Foreign Born Population

2005 Estimates by Country of Birth

Top Ten Countries Place of Birth for Foreign Born Population	Indiana	Indiana Percent of All Foreign Born	United States Percent of All Foreign Born
Mexico	98,698	41%	31%
China	13,252	5%	5%
China (excluding Hong Kong and Taiwan)	10,659	4%	3%
India	10,628	4%	4%
Germany	8,042	3%	2%
Korea	7,823	3%	3%
Canada	6,784	3%	2%
United Kingdom	5,779	2%	2%
Vietnam	5,423	2%	3%
Philippines	5,123	2%	4%
Japan	4,985	2%	1%

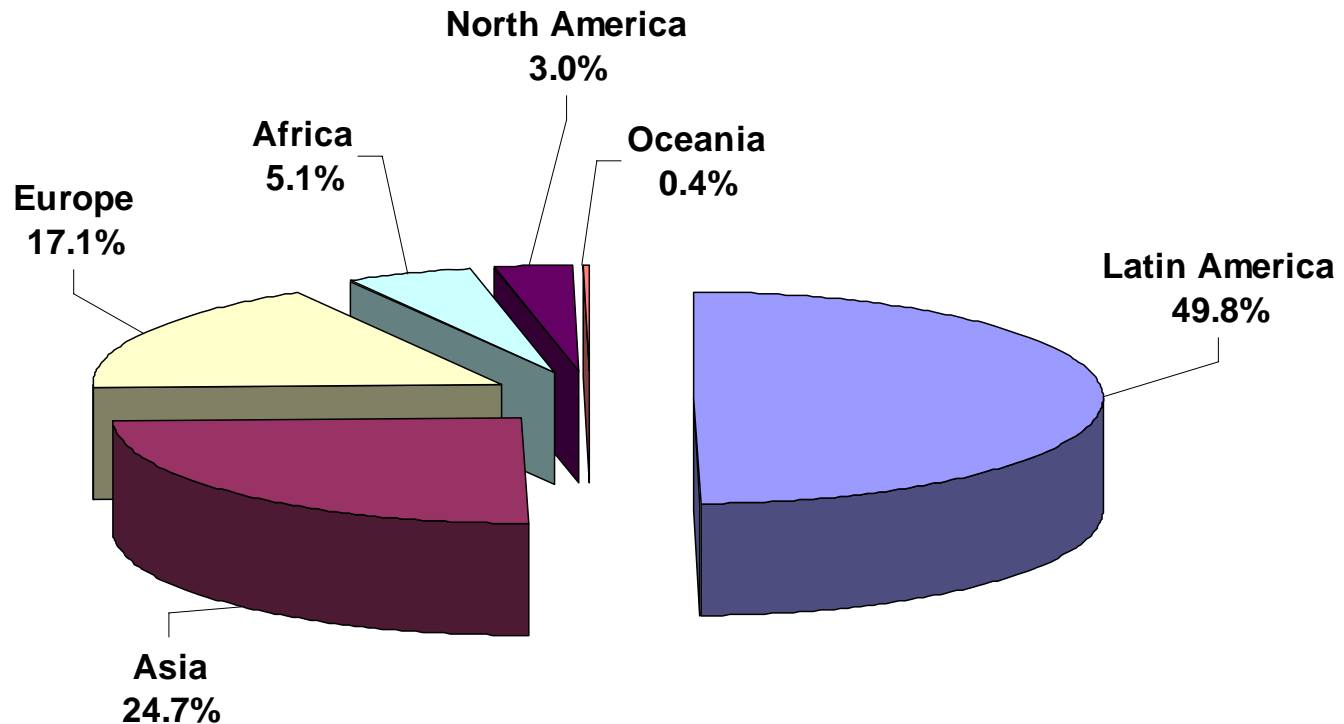
Indiana's Foreign Born Population

Top Ten Birth Countries – 2005 Estimates



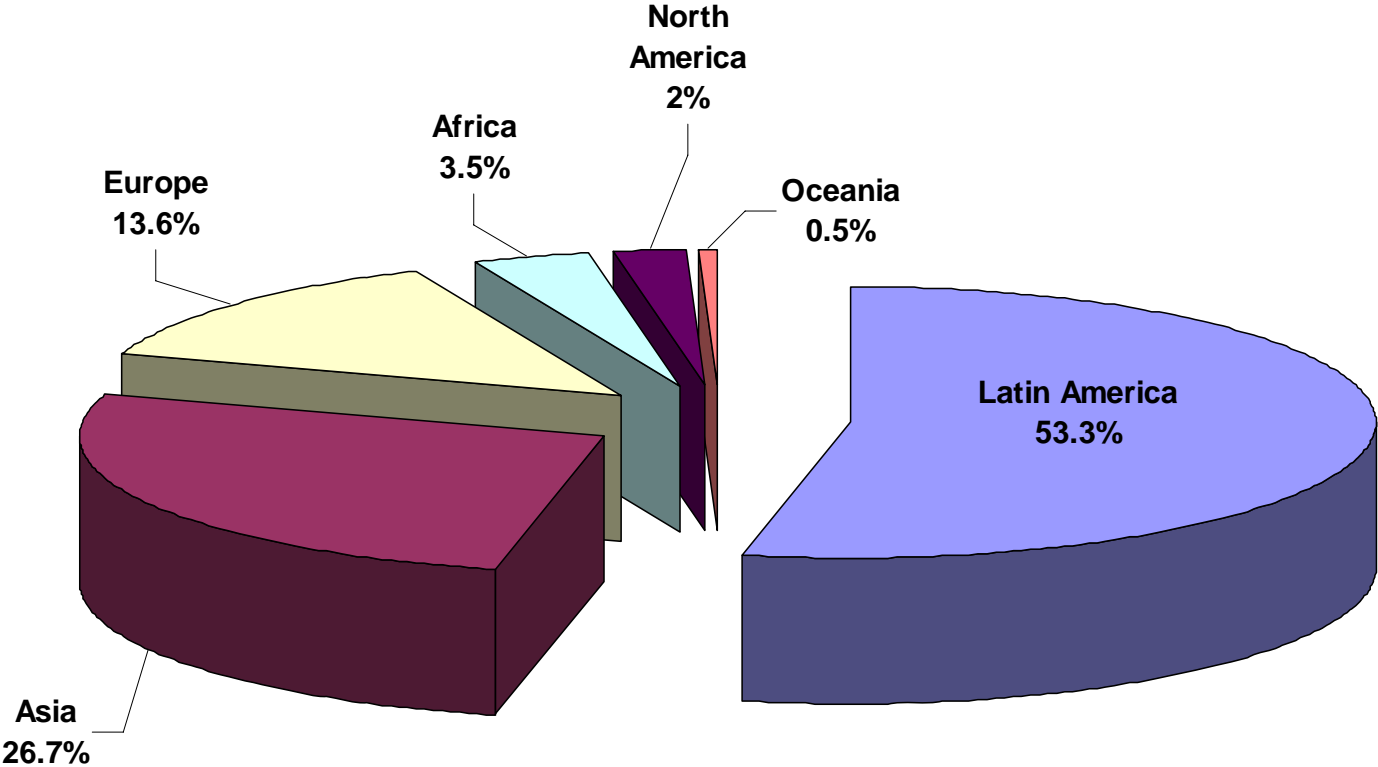
Indiana's Foreign Born Population

2005 Estimates by Region



U.S. Foreign Born Population

2005 Estimates by Region of Birth



Indiana Employment in Foreign-Owned US Affiliates

Employment of Majority-Owned Non-bank U.S. Affiliates Country of Ultimate Beneficial Owner, 2002		
Total	132,900	Percent
Europe	90,000	67.7%
Asia and Pacific	29,600	22.3%
Canada	8,700	6.5%
Latin America	3,500	2.6%
Africa	400	0.3%
Middle East	700	0.5%